

SELF-CONTAINED COMPACTORS



RJ-250WD

Self-Contained Compactor
With Integral Cart Dumper



RJ-250WD
34 cu. yd. configuration pictured



RJ-250WD Features

- ▼ *Great for waste with high liquid content*
- ▼ *Full door seal with P-Seal*
- ▼ *CYCON Life-Xtender Cyclic Control System*
- ▼ *Customizable for your application*

The Worldwide Compaction Leader

Marathon® Equipment is known throughout the world as one of the leading manufacturers of quality on-site waste compaction products. The RamJet® brand has been the industry standard for quality and innovation for more than 50 years and includes stationary and self-contained compactors, compaction containers, apartment and high-rise compactors, pre-crushers, auger-style compactors, transfer systems, and a wide array of options for virtually any application.

RAMJET 



**Environmental
Solutions Group®**











SELF-CONTAINED COMPACTORS



RJ-250WD Compactor

Overview

Perfect for:

-  Malls / Shopping Centers
-  Dairies
-  Restaurants
-  Cafeterias / Fast Food
-  Airline Food Service
-  Supermarkets
-  Food Processors
-  Theme Parks/Resorts
-  Hospitals/Institutions
-  Hotels

Why Marathon Equipment Is the Preferred Choice

Marathon components are selected for longevity and minimum maintenance, with special attention given to the selection of high-duty cycle components. Stress engineering provides the optimum degree of structural integrity. Only the best materials are used and the highest standards of quality are observed in the manufacturing process.

RamJet RJ-250WD units are state-of-the-art in roll-off self-contained compactors, featuring large feed openings and expanded container storage capacity. They are designed to optimize safety for workers, store and transport waste, prevent contamination of public areas in accordance with public health department requirements, improve working conditions for employees, and reduce hauling costs.

The RJ-250WD compactor can be customized with a variety of loading arrangements to suit your specific needs.

The RJ-250WD is perfect for weekly volumes of more than 100 cubic yards of wet or general waste materials. All models have a packer head with integral cart dumping mechanism permanently attached to the container.

The RJ-250WD Cart Dumper System

Equipped with an integral ground-level cart dumper system, this RJ-250WD is ideal for sprawling apartment complexes, shopping centers, parks, resorts, and other applications where a centralized disposal system is needed. "Trainable" carts can be located in convenient locations throughout the facility and periodically towed to the compactor. The compactor ram automatically retracts when the cart is being lifted so that the full capacity of the charge box is available for trash being dumped. Forks remain in "full dump" position for transit to and from the disposal site.



Some images shown with optional equipment




For more information or to order, call 1-800-633-8974 or visit us at www.marathonequipment.com

SELF-CONTAINED COMPACTORS



RJ-250WD Series Compactor

Features



RJ-250WD Features

- ▼ Exclusive **41" x 58"** feed opening to handle even large, bulky items
- ▼ **Continuous feeding capability** — even while the compactor is operating
- ▼ Easy loading from either ground or dock level
- ▼ Up to 24 tons of crushing force to reduce refuse to a fraction of its former size, **saving valuable space**
- ▼ Fire hose connection provided on each unit
- ▼ Factory testing to ensure leak-proof construction



Compactor Fundamentals

Eight simple items to consider when choosing the perfect compactor for your application:

- 1 **Recyclables** — Is there sufficient volume of recyclable materials to warrant more than one compaction system or is recycling mandatory?
- 2 **Size of Waste** — Is the Feed (Clear Top) Opening large enough to accommodate the largest items without bridging?
- 3 **Safety Standards** — Does the installation comply with recommended ANSI standards? Is there an access interlock switch on chute or hopper doors and gates? Is a "momentary contact" control required?
- 4 **Power Source** — Is adequate power available? Three or single phase?
- 5 **Convenience** — Is the compactor located for easiest use? Loading height? Can a hopper, doghouse, (charge box enclosure) or cart dumping system improve convenience? Can value be added (building or employee security) by loading through the wall? Would an Ozone Odor Control System solve odor or pest control problems?
- 6 **Volume of Waste Generated** — Will the compactor be adequate to handle the volume generated during the peak load periods?
- 7 **Location** — Does, or can, the waste flow to one central point?
- 8 **Available Space** — Is there space for the Compaction System and maneuvering room for collection trucks? Is there adequate overhead clearance? Is there compatibility with the collection truck?
- ? **Have Questions?** If you have any questions or need assistance with your compaction needs, please call **1-800-633-8974** and speak to a specialist. We are here to help!


SELF-CONTAINED COMPACTORS



RJ-250WD Series Compactor

The perfect compactor for high-volume wet waste

- ▼ Large 41" x 58" Feed Opening (Larger openings also available upon request)
- ▼ Full Door Seal with P-Seal
- ▼ Bubble Gate with Auto Relatch and Double-Hinge Door
- ▼ Cycon Life-Xtender Cyclic Control

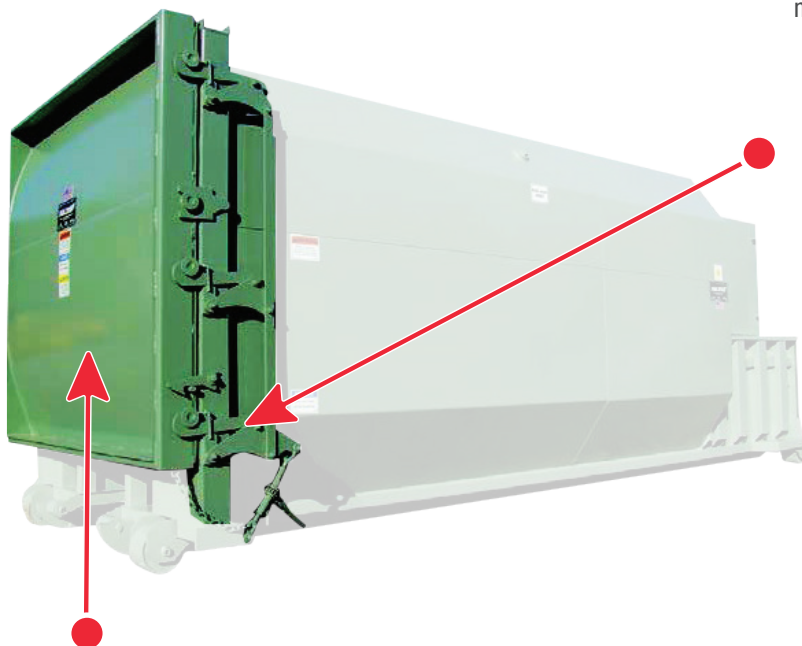


Double-Hinge with Bronze Bushing

Every RJ-250WD is tested for watertightness before leaving the factory. Liquid retention is ensured by the incredible Double-Hinge. It creates uniform seal compression while eliminating the seal "scrubbing" and damage so often encountered with competitive designs. The Double-Hinge also saves expensive driver and truck time because only one easy-to operate ratchet makes it work.

P-Seal Watertight Closure

The P-Seal is specially designed for portable compaction containers to provide a superior watertight closure. The mounting is engineered for quick and easy installation when replacement is necessary, requiring no field fitting, cutting, or welding.



Bubble Gate

The innovative "Bubble Gate" adds a full cubic yard to container capacity. Superior compaction ratios result from its special curved shape. These two unique benefits reduce costs of disposal.

Auto Relatch

The ultimate in latch systems, the Marathon Auto Relatch eliminates the need to hold the door while operating the latch ratchet. This design enables the operator to use both hands on the ratchet, and prevents the door from swinging out inadvertently.



Ram Guide System

The packing ram is supported by specially formulated cast-iron shoes which ride on replaceable wear strips. This exclusive design protects the charge-box floor from the full force of the packing ram, extending its life and dramatically reducing compaction-robbing friction.



For more information or to order, call 1-800-633-8974 or visit us at www.marathonequipment.com

SELF-CONTAINED COMPACTORS



RJ-250WD Series Compactor

Features



Remote Power Pack

Separate from the compactor/container, the Marathon Remote Power Pack remains free of damage caused during hauling to and from disposal sites and free of problems caused by landfill dust. Two simple-to-use, hydraulic quick disconnect fittings couple the power unit to the packing head.

All Marathon Remote Power Packs are built in-house to our quality standards and each unit must pass a series of stringent tests before it can be shipped with the selected compactor.



Cycon Life-Xtender Cyclic Control System


Standard on all RJ-250WD Compactors

- ▼ Reliable, solid-state circuitry eliminates all pressure and limit switches
- ▼ The Cycon Life-Xtender no-shock cycle control extends cylinder and hose wear life
- ▼ Automatic "container full assurance system" — the ram dwells against the load at full pressure, resulting in better compaction
- ▼ Smoother running, quieter operation
- ▼ Advanced hydraulic design enables the system to operate at minimum pressure levels until the need for more pressure is automatically sensed
- ▼ More accurate Advanced Warning or Container-Full options
- ▼ Superior cold-weather performance



Qwik Clean Door

The Qwik Clean® door on the packer end makes cleaning out behind the ram-in-cylinder area a snap. The door has miniature hinges, a door seal, and a ratchet binder. Also, featured is the RamJet® rear-feed-doghouse door option.



StreamLine Option

The StreamLine® option enables excess liquid to be drained from the container, reducing net payload weight, and significantly reducing hauling costs. Liquid is routed to four interconnected 4" drain outlets, located at each corner of the StreamLine unit. Connection can be made to a hose, piping, or a pump.



For more information or to order, call 1-800-633-8974 or visit us at www.marathonequipment.com



- Self-Contained Compactors
- TC Tanks
- Stationary Compactors
- Auger Compactors
- Containers & Carts
- VIP
- MPT
- Mini-Mac
- VB
- Cart Dumpers

MARATHON WARRANTY

The best coverage in the business

Marathon® Equipment is pleased to announce the release of our updated Warranty Coverage program. This warranty will take effect and be applicable on all products sold on or after June 1st, 2021. Note that this warranty plan is not retroactive to products sold prior to June 1st, 2021.

3 Yr. Structural, 2 Yr. Parts, 1 Yr. Labor Marathon Compaction Solutions Warranty

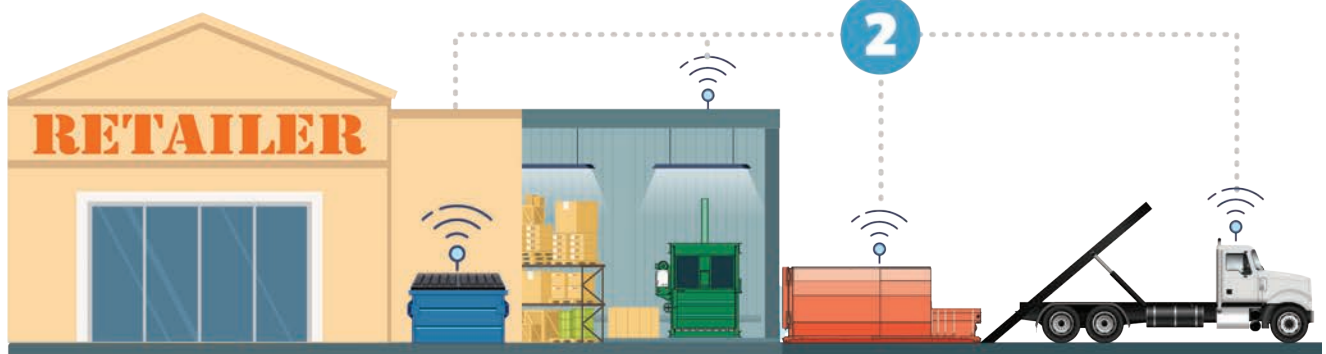
Our existing Signature Series Warranty, Compactor Warranty, and Auger Warranties have been combined into a new Compaction Solutions Warranty. The Compaction Solutions Warranty includes **3-years structural warranty, 2-years part warranty, and 1-year labor warranty.**

To learn more, visit: www.marathonequipment.com/warranty



Connected Collections®

1 BACK-OF-STORE CONNECTED ASSET SOLUTIONS



1 Focus on the front of the store, we've got the back.

The ultimate solution for peace of mind, efficiency, and productivity.

2 Marathon provides a full suite of value-added needs.

New and Marathon® Certified Remanufactured compactors and balers, digital connectivity, and waste stream monitoring to minimize your waste-related expenses and maximize recycling revenue.

Digital connectivity enables asset monitoring, assists with predictive maintenance, and connection to hauler operations.

Partnership with Marathon supports your long-term sustainability objectives - and provides documentary evidence of your performance.

3 All the information you need at the tips of your fingers.


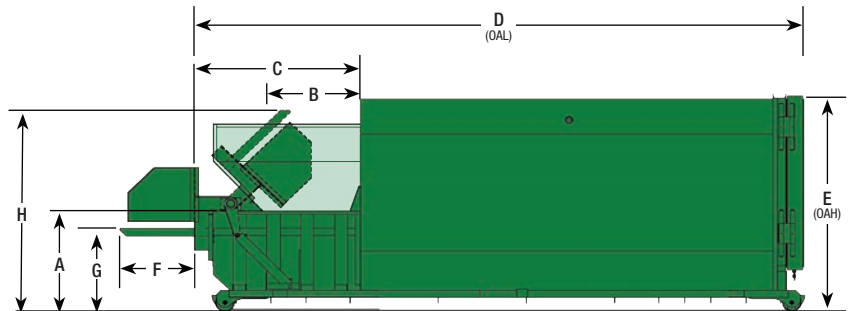
3rd Eye provides a complete dashboard view of the waste and recycling programs for your entire enterprise.

RJ-250WD

Dimensions and Specifications

Specifications		
Clear-Top Opening (L x W)	41" x 58"	1041mm x 1473mm
Compactor Capacity	1.31 yd³	1.30 m³
Ram-Face Size (W x H)	60" x 24 1/2"	1524mm x 622mm
Performance Characteristics		
Cycle Time	33 seconds	
Total Normal Force	39,900 lbs.	177 kN
Total Maximum Force	49,500 lbs.	220 kN
Normal Ram-Face Pressure	27.1 psi	187 kPa
Maximum Ram-Face Pressure	33.7 psi	232 kPa
Ram Penetration	6"	152mm
Performance Characteristics - Integral Dumper		
Cycle Time	32 Seconds	
Maximum Capacity	3,500 lbs.	1588 kg
Electrical Equipment		
Electric Motor 3/60/230-460	10 hp	7.5 kW
Electric Control Voltage	120 VAC	
Standard Controls Include	3-Push Button Station Start/Stop/Reverse	
Hydraulic Equipment		
Hydraulic Pump	10 gpm	38 L/min
Normal Pressure	1,850 psi	126 bar
Maximum Pressure	2,300 psi	157 bar
Hydraulic Cylinders	2	
Bore	4"	102mm
Rod	2 1/2"	64mm
Stroke	31 1/2"	800mm
Hydraulic Equipment - Integral Dumper		
Hydraulic Cylinders	2	
Bore	4"	102mm
Rod	2"	50.8mm
Normal Pressure	1,300 psi	90 bar

RJ-250WD	A	B	C	D	E	F	G	H	Weight
15 Cu. Yd	48"	43 1/4"	67"	171"	89"	33 5/8"	40"	96 5/16"	8,860 lbs.
	1219mm	1099mm	1702mm	4343mm	2261mm	854mm	1016mm	2446mm	4019 kg
20 Cu. Yd	48"	43 1/4"	67"	208"	89"	33 5/8"	40"	96 5/16"	9,520 lbs.
	1219mm	1099mm	1702mm	5283mm	2261mm	854mm	1016mm	2446mm	4318 kg
25 Cu. Yd	48"	43 1/4"	67"	214"	104"	33 5/8"	40"	96 5/16"	10,030 lbs.
	1219mm	1099mm	1702mm	5436mm	2642mm	854mm	1016mm	2446mm	4550 kg
30 Cu. Yd	48"	43 1/4"	67"	245"	104"	33 5/8"	40"	96 5/16"	10,620 lbs.
	1219mm	1099mm	1702mm	6223mm	2642mm	854mm	1016mm	2446mm	4818 kg
34 Cu. Yd	48"	43 1/4"	67"	269"	104"	33 5/8"	40"	96 5/16"	11,130 lbs.
	1219mm	1099mm	1702mm	6833mm	2642mm	854mm	1016mm	2446mm	5049 kg



* Fork height can be adjusted to work with different cart pocket heights. Range is 30" to 53"
 ** Fork width spacing can be adjusted to work with different cart size. Range is 35 3/4" to 74"
 *** Overall height will be effected if different fork height is used.

Dimension not shown: 100 1/8" (2543mm) Overall Width
 Ground Roller 61 3/4" (1569mm) Inside Rollers
 Widths: 67 3/8" (1712mm) Roller Centers
 72 7/8" (1851mm) Outside Rollers

RJ-250WD Classic containers are constructed out of 7-gauge-steel plate.

Pictures and mechanical diagrams in this literature are illustrative only and may not be to scale. Specifications are subject to change without notice in order to accommodate improvements to the equipment. Certified in compliance with ANSI standard Z245.2 and all applicable OSHA Regulations. Products must be used only by trained operators in accordance with the operator manual, as well as applicable regulations, laws, and ANSI standards.

We're Here To Help!

For detailed specifications, recommendations, or to request a site survey comparing various systems, contact the Marathon Customer Care team at: **800.633.8974**

Authorized Dealer:



Marathon Equipment Company | P.O. Box 1798 | Vernon, AL 35592-1798

Learn more about Marathon Equipment: **800.633.8974** | **www.marathonequipment.com**

© 2025 Marathon Equipment Company. All rights reserved.



www.marathonequipment.com

Contact your Marathon® authorized dealer:



PO Box 13040 • Spokane, WA 99213
1(800)892-7831 • Fax (509)533-1050

Serving Washington, Idaho, Montana, Oregon