

STATIONARY COMPACTORS



RJ-225, RJ-225HD, & RJ-225 ULTRA Stationary Compactors



Compactor Features

- ▼ Ideally suited for commercial and medium-industrial applications
- ▼ Up to 67,000 lbs. of compaction force on the RJ-225HD
- ▼ Up to 55,000 lbs. of compaction force on the RJ-225
- ▼ Up to 52,000 lbs. of compaction force on the RJ-225 Ultra
- ▼ Tricon Fullness Assurance System
- ▼ Multiple options available



RJ-225 Ultra pictured

The Worldwide Compaction Leader

Marathon® Equipment is known throughout the world as one of the leading manufacturers of quality on-site waste compaction products. The RamJet® brand has been the industry standard for quality and innovation for more than 50 years, and includes stationary and self-contained compactors, compaction containers, apartment and high-rise compactors, pre-crushers, auger-style compactors, transfer systems, and a wide array of options for virtually any application.



STATIONARY COMPACTORS

RJ-225 Series Compactor

Overview

Perfect for:



Shopping Malls



Commercial and Medium Industrial



Small Distribution Centers and Warehouses



Shopping Centers

RJ-225 Series Features

- ▼ IEC motor starter
- ▼ Thicker steel in key structural areas for heavy-duty construction: charge-box floor and ram face, 1/2" steel; ram top, 3/8" steel; sides, 1/4" steel plate
- ▼ TEFC (totally enclosed fan cooled) motor
- ▼ Quick-release motor mount on the side-mounted power unit for easy servicing and maintenance
- ▼ TRICON Fullness Assurance System eliminates all but one limit switch. It also produces better compaction ratios by making the ram dwell against the trash, reducing the "memory" and springback. TRICON offers better cold-weather performance and extends the life of the compactor
- ▼ Removable weather cover on the power unit for easy servicing and maintenance



Remote Power Pack

The RJ-225, RJ-225HD, and RJ-225 Ultra® feature the Marathon side-mounted power unit. The power unit offers the convenience and ease-of-maintenance of a remote power pack with the space savings of an integrated power pack. The configuration also eliminates ALL electrical components from inside the compactor.

Ram Guide System

The packing ram is supported by specially formulated cast-iron shoes which ride on replaceable wear strips. This exclusive design protects the charge-box floor from the full force of the packing ram, extending its life, and dramatically reducing compaction-robbing friction.



Compactor Fundamentals

Eight simple items to consider when choosing the perfect compactor for your application:

- 1 Recyclables** — Is there sufficient volume of recyclable materials to warrant more than one compaction system or is recycling mandatory?
 - 2 Size of Waste** — Is the Feed (Clear Top) Opening large enough to accommodate the largest items without bridging?
 - 3 Safety Standards** — Does the installation comply with recommended ANSI standards? Is there an access interlock switch on chute or hopper doors and gates? Is a "momentary contact" control required?
 - 4 Power Source** — Is adequate power available? Three or single phase?
 - 5 Convenience** — Is the compactor located for easiest use? Loading height? Can a hopper, doghouse (charge-box enclosure,) or cart dumping system improve convenience? Can value be added (building or employee security) by loading through the wall? Would an Ozone Odor Control System solve odor or pest control problems?
 - 6 Volume of Waste Generated** — Will the compactor be adequate to handle the volume generated during the peak-load periods?
 - 7 Location** — Does, or can, the waste flow to one central point?
 - 8 Available Space** — Is there space for the Compaction System and maneuvering room for collection trucks? Is there adequate overhead clearance? Is there compatibility with the collection truck?
- ? Have Questions?** If you have any questions or need assistance with your compaction needs, please call **1-800-633-8974** and speak to a specialist. We are here to help!

STATIONARY COMPACTORS




RJ-225

Overview

The Best Compactor Value

The RJ-225 is the best compactor value. Built for reliable performance in commercial and medium-industrial situations, it effectively reduces solid-waste material to a fraction of its original size. It is attractively priced and features a 56-second cycle time and powerful 55,100 lbs. maximum compaction force.

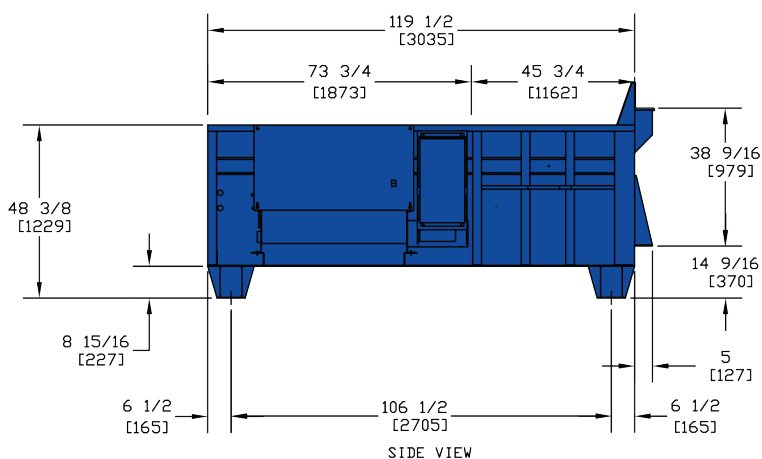
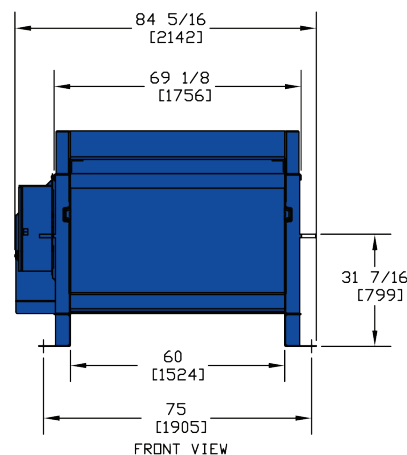
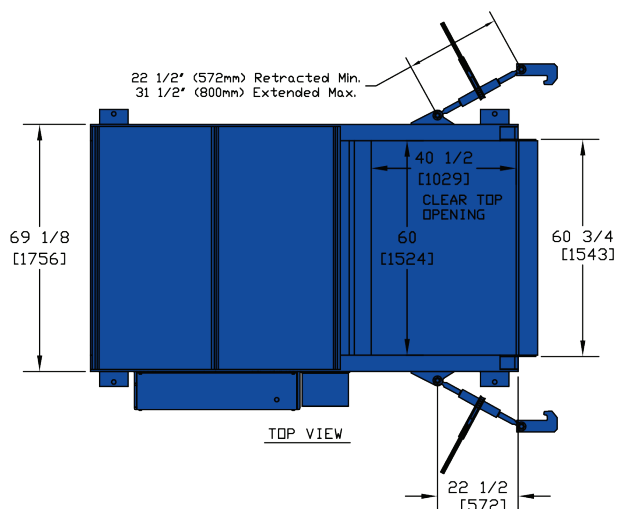


Control Station

The RJ-225 and RJ-225HD feature an advanced, simplified three-button control system. It is key-operated, fully automatic, and contained in a weatherproof NEMA 4 enclosure. Connected to the power pack with 13' of conduit, the controls can be located for operator convenience.

RJ-225

Dimensions



Drawings on this page are for illustration only and may not be to scale

For more information or to order, call 1-800-633-8974 or visit us at www.marathonequipment.com

STATIONARY COMPACTORS



RJ-225HD

Overview

The RJ-225HD is specifically designed for tough waste disposal applications due to its heavy-duty features. The 1/2" steel plate charge-box floor is mounted on four 4" steel channels, and has a 1/2" ram face plate, backed with 10" channels and incorporated T-1. The 3/8" ram top is supported by eight heavy-duty formed cross members and heavily reinforced charge-box sides that allow the RJ-225HD to be placed in high-stress areas.

The RJ-225HD is ideally suited for industrial applications such as the disposal of skids and cartons, and recycling OCC (old corrugated cardboard), paper, and similar materials. Electrical components, including the control box assembly, are UL and CUL listed. The 40 1/2" x 60" charge-box is 33 5/16" deep to make disposal fast and easy.



Image shown with optional equipment

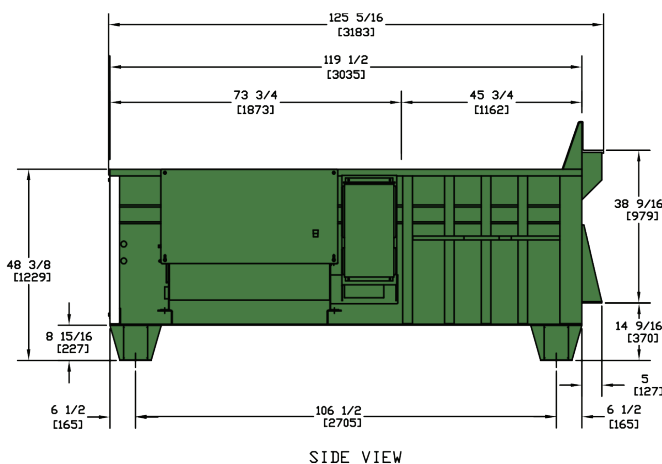
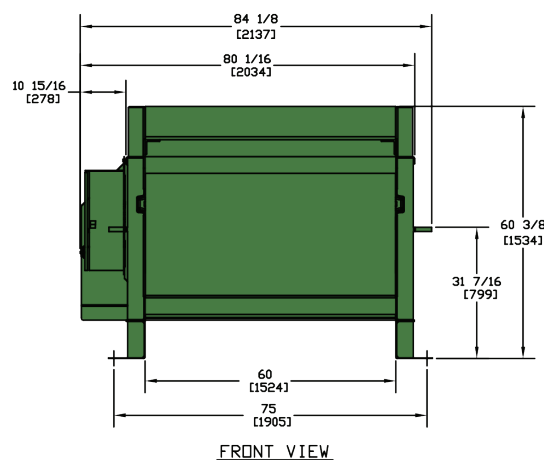
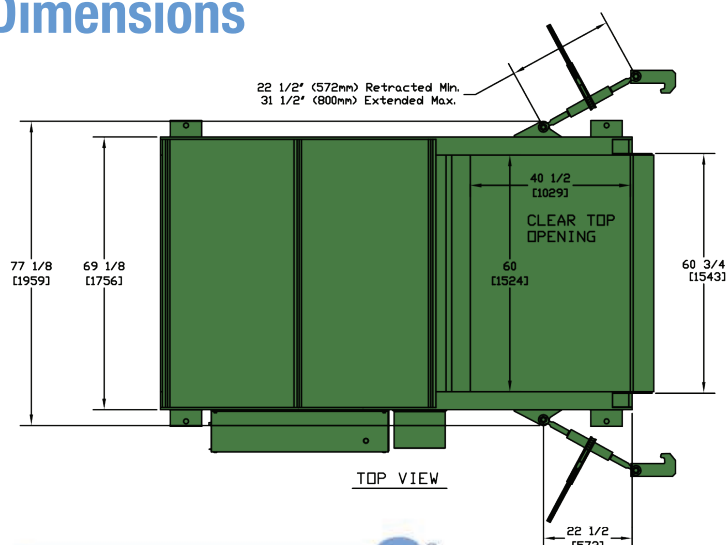


Control Station

The RJ-225 and RJ-225HD feature an advanced, simplified three-button control system. It is key-operated, fully automatic, and contained in a weatherproof NEMA 4 enclosure. Connected to the power pack with 13' of conduit, the controls can be located for operator convenience.

RJ-225HD

Dimensions



Drawings on this page are for illustration only and may not be to scale



For more information or to order, call 1-800-633-8974 or visit us at www.marathonequipment.com

STATIONARY COMPACTORS



RJ-225 Ultra

Overview

The Marathon RJ-225 Ultra® stationary compactor is a highly efficient, economical compactor for cost-conscious waste generators. The RJ-225 Ultra provides many cost-saving benefits including labor reduction, fewer collection pick-ups, and a space-saving design. The RJ-225 Ultra is equipped with a side-mounted power unit. The power unit's configuration eliminates all electrical components within the compactor. It features an operator-accessible reset button for the motor starter, which eliminates the need to access the control box in order to reset the motor starter. The external limit switch reduces maintenance costs.

The RJ-225 Ultra compactor is fully automatic. The operator can simply dump waste into the large 40 1/2" x 60" charge-box opening and turn the key. After the compaction cycle is complete, the unit shuts down automatically. Key operation gives the operator absolute control over the compactor operation. The packing ram is supported by intelligently designed cast-iron shoes that ride on replaceable wear strips. This exclusive design protects the charge-box floor from the full force of the packing ram, extending the ram's life cycle and dramatically reducing compaction-robbing friction.

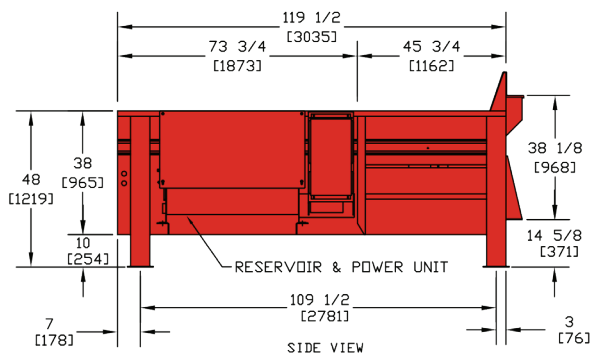
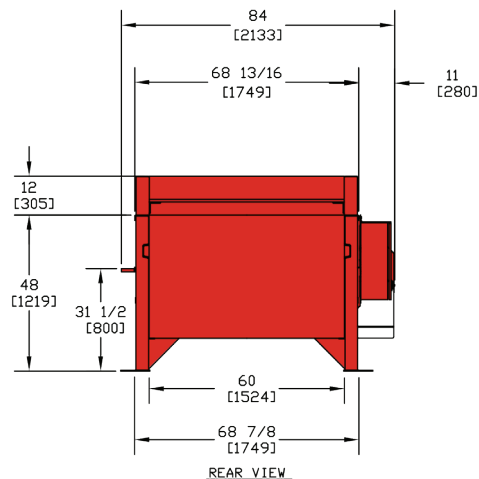
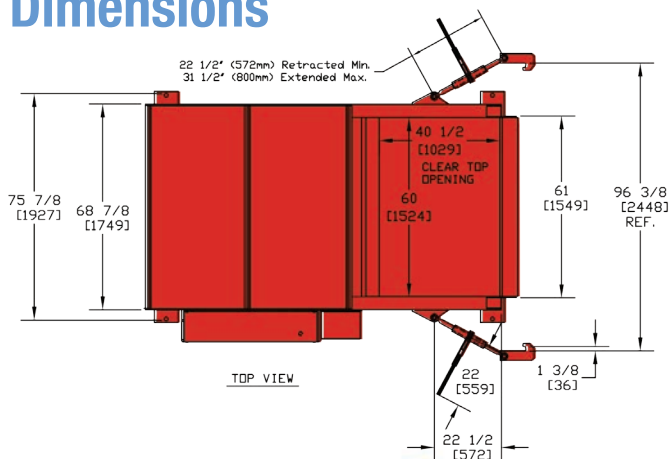


Control Station

The RJ-225 Ultra features an advanced, simplified 3-button control system. It is key-operated, fully automatic, and contained in a weatherproof NEMA 4 enclosure. Connected to the power pack with 13' of conduit, the controls can be located for operator convenience.

RJ-225 Ultra

Dimensions



Drawings on this page are for illustration only and may not be to scale

For more information or to order, call 1-800-633-8974 or visit us at www.marathonequipment.com



- Self-Contained Compactors
- TC Tanks
- Stationary Compactors
- Auger Compactors
- Containers & Carts
- VIP
- MPT
- Mini-Mac
- VB
- Cart Dumpers

MARATHON WARRANTY

The best coverage in the business

Marathon® Equipment is pleased to announce the release of our updated Warranty Coverage program. This warranty will take effect and be applicable on all products sold on or after June 1st, 2021. Note that this warranty plan is not retroactive to products sold prior to June 1st, 2021.

3 Yr. Structural, 2 Yr. Parts, 1 Yr. Labor Marathon Compaction Solutions Warranty

Our existing Signature Series Warranty, Compactor Warranty, and Auger Warranties have been combined into a new Compaction Solutions Warranty. The Compaction Solutions Warranty includes **3-years structural warranty, 2-years part warranty, and 1-year labor warranty.**

To learn more, visit: www.marathonequipment.com/warranty



Connected
Collections®

1 BACK-OF-STORE CONNECTED ASSET SOLUTIONS



1 Focus on the front of the store, we've got the back.

The ultimate solution for peace of mind, efficiency, and productivity.

2 Marathon provides a full suite of value-added needs.

New and Marathon® Certified Remanufactured compactors and balers, digital connectivity, and waste stream monitoring to minimize your waste-related expenses and maximize recycling revenue.

Digital connectivity enables asset monitoring, assists with predictive maintenance, and connection to hauler operations.

Partnership with Marathon supports your long-term sustainability objectives - and provides documentary evidence of your performance.

3 All the information you need at the tips of your fingers.

3rd Eye provides a complete dashboard view of the waste and recycling programs for your entire enterprise.

STATIONARY COMPACTORS



RJ-225, RJ-225 HD & RJ-225 Ultra

Dimensions & Specifications

Specifications	RJ-225		RJ-225HD		RJ-225 ULTRA®	
Clear-Top Opening (L x W)	40 1/2" x 60"	1029mm x 1524mm	40 1/2" x 60"	1029mm x 1524mm	40 1/2" x 60"	1029mm x 1524mm
Compactor Capacity	1.51 yd³	1.15 yd³	1.53 yd³	1.17 yd³	1.53 yd³	1.17 yd³
Ram-Face Size (W x H)	60" x 29"	1524mm x 737mm	60" x 29"	1524mm x 737mm	60" x 29"	1524mm x 737mm
Compactor Weight	5,150 lbs.	2336 kg	5,450 lbs.	2472 kg	4,500 lbs.	2041 kg
Performance Characteristics						
Cycle Time	57 seconds		49 seconds		57 seconds	
Total Normal Force	46,000 lbs.	207 kN	59,300 lbs.	264 kN	43,800 lbs.	195 kN
Total Maximum Force	55,100 lbs.	245 kN	67,800 lbs.	302 kN	52,300 lbs.	233 kN
Normal Ram-Face Pressure	26.8 psi	185 kPa	34.1 psi	235 kPa	25.2 psi	174 kPa
Maximum Ram-Face Pressure	31.7 psi	218 kPa	39 psi	269 kPa	30.1 psi	207 kPa
Ram Penetration	13 1/2"	343mm	13 1/2"	343mm	13 1/2"	343mm
Electrical Equipment						
Electric Motor 3/60-208/230/460/575	10 hp	7.5 kW	15 hp	11.2 kW	10 hp	7.5 kW
Electric Control Voltage	120 VAC		120 VAC		120 VAC	
Standard Controls Include	Three-Push Button Station: Keylock Start, Stop, Reverse					
Hydraulic Equipment						
Pump Capacity	13 gpm	49 L/min	13 gpm	49 L/min	13 gpm	49 L/min
Normal Pressure	1,650 psi	114 bar	2,100 psi	145 bar	1,550 psi	107 bar
Maximum Pressure	1,950 psi	134 bar	2,400 psi	166 bar	1,850 psi	128 bar
Hydraulic Cylinder(s)	1		1		1	
Bore	6"	152mm	6"	152mm	6"	152mm
Rod	2 1/2"	64mm	4"	102mm	2 1/2"	64mm
Stroke	56"	1422mm	56"	1422mm	56"	1422mm

Pictures and mechanical diagrams in this literature are illustrative only and may not be to scale. Specifications are subject to change without notice in order to accommodate improvements to the equipment. Certified in compliance with ANSI standard Z245.2 and all applicable OSHA Regulations. Products must be used only by trained operators in accordance with the Operator Manual, as well as applicable regulations, laws, and ANSI standards.

We're Here To Help!

For detailed specifications, recommendations, or to request a site survey comparing various systems, contact the Marathon Customer Care team at: **800.633.8974**

Authorized Dealer:



Marathon Equipment Company | P.O. Box 1798 | Vernon, AL 35592-1798

Learn more about Marathon Equipment: 800.633.8974 | www.marathonequipment.com

© 2025 Marathon Equipment Company. All rights reserved.



www.marathonequipment.com

Contact your Marathon® authorized dealer:



Serving Washington, Idaho, Montana, Oregon